



**TOYOTA**

2023 Sequoia

2023 SEQUOIA

# A powerful presence.

It's time to make every adventure bigger because our most sophisticated and most capable full-size SUV is here. Introducing the 2023 Toyota Sequoia. Built to impress at every level — from its striking design and comfortable interior to its incredible performance and capabilities, Sequoia upgrades your drive in a way that's right for you.



Left to right: Capstone shown in Supersonic Red; Platinum shown in Blueprint; TRD Pro shown in Ice Cap.



See numbered footnotes in Disclosures section.

PERFORMANCE

# Built to go big.

Living up to its sizable presence, Sequoia continues to prove itself with its strength. Its towing capabilities and off-road ability<sup>5</sup> pair perfectly with its smooth ride and powerful hybrid engine, making Sequoia as versatile as it is stylish.

## i-FORCE MAX Hybrid powertrain

Sequoia's modern i-FORCE MAX Hybrid engine elevates the performance of every drive. Thanks to an electric motor uniquely placed between the engine and the 10-speed automatic transmission, you can feel the smooth shifts and instant response of 437 horsepower and 583 lb.-ft. of torque with every press of the pedal.



## Efficiency

With Sequoia's i-FORCE MAX Hybrid engine with EPA-estimated 22 mpg combined rating,<sup>3</sup> you'll spend less time at the pump and more time on the road, without having to give up great performance.

## Max towing capacity of up to 9520 lbs. with Integrated Trailer Brake Controller<sup>4</sup>

Discover more peace of mind when towing.<sup>2</sup> Sequoia's standard multi-link rear suspension delivers a smooth ride and towing stability, while available Load-leveling Rear Height Control Air Suspension along with Adaptive Variable Suspension (AVS) can help adjust Sequoia's height according to driving conditions.

## Multi-Terrain Select and Crawl Control

Sequoia is fit and ready to perform for every off-road adventure. Available Multi-Terrain Select (MTS), Crawl Control (CRAWL)<sup>6</sup> and Downhill Assist Control (DAC)<sup>32</sup> work to provide optimal traction over rugged terrain.



Platinum shown in Blueprint. <sup>1</sup>Never tow beyond a vehicle's published towing capacities. See Owner's Manual for limitations.



See numbered footnotes in Disclosures section.



Platinum interior shown in Black leather trim.<sup>26</sup>

INTERIOR

# A whole new world inside.

When luxury is immersive, it can be felt. And every element of Sequoia's interior gives you the feeling of luxury and the experience of comfort — all you need to do is step inside.

## Leather-trimmed seating with heated and ventilated first- and second-row seats

Sequoia brings comfort year-round. Standard heated front seats and available heated and ventilated first- and second-row seats warm you up on cold winter nights and cool you off on hot summer days, so you can enjoy every drive, every day of the year.

## 6-in. sliding and available power-folding third row with adjustable cargo shelf system

Keep every passenger comfortable with available power-folding third-row seats. If you don't have added passengers, the seat can easily fold down and slide forward or backward. And the cargo<sup>7</sup> shelf system with high weight capacity can help organize more of your things, so you can bring more along for the ride.

## Panoramic moonroof

Immerse yourself in the beauty of the outside world with Sequoia's available panoramic moonroof. Its large size allows for natural light and gives passengers a view of a clear blue sky during the day or a moonlit skyline at night.

## Second-row bench seating or captain's chairs

Sequoia's size speaks for itself. With second-row bench seats that make room for up to eight passengers, or available captain's chairs that seat up to seven, the whole family can stay close and still have plenty of space.



Capstone interior shown in Black/White leather trim.



Capstone interior shown in Black/White leather trim.



Platinum interior shown in Black leather trim.

See numbered footnotes in Disclosures section.

# Amplify your drive.

Take advantage of smarter and convenient technologies designed to simplify your everyday life. From a suite of services that are there for you 24/7 to an immersive audio multimedia system, you can stay connected to your world.



## Connected Services

Our available suite of Connected Services provides added convenience and peace of mind.<sup>8</sup>

- ✓ **Safety Connect<sup>®</sup>**  
Emergency SOS assistance and 24/7 Toyota Roadside Assistance.<sup>9,10</sup>
- ✓ **Service Connect**  
Get personalized maintenance updates and vehicle health reports.<sup>11</sup>
- ✓ **Remote Connect**  
Start, lock/unlock your doors and more, using your compatible smart device.<sup>12</sup>
- ✓ **Wi-Fi Connect**  
Turn your Toyota into a hotspot with 4G connectivity.<sup>13</sup>
- ✓ **Drive Connect**  
Navigation solutions that use the latest maps, voice commands and live agent assistance.<sup>14</sup>

To view included trial details, please visit [toyota.com/connected-services](http://toyota.com/connected-services).

## Toyota Audio Multimedia

Make every drive more personal. By utilizing your vehicle's touchscreen display and audio multimedia capabilities, you'll always have access to what you want. Whether it's listening to your favorite playlist or finding the most scenic route to your destination, you'll enjoy the latest in connectivity and technologies that are all about you.



## Wireless Apple CarPlay<sup>®</sup>

Bring along a familiar face. With Apple CarPlay<sup>®15</sup> compatibility, you can use your compatible iPhone<sup>®16</sup> with the audio multimedia system to get directions, make calls, send and receive messages, and listen to music — all while staying focused on your commute.

## Apple Music

### Apple Music<sup>®</sup>

With Apple Music<sup>®17</sup> capability built in, you can seamlessly stream over 100 million songs and 30,000 playlists ad-free — right from your vehicle's touchscreen display. Just have Apple Music<sup>®</sup> and Toyota Wi-Fi Connect<sup>13</sup> subscriptions, and you're good to go.



## Wireless Android Auto<sup>™</sup>

Stay connected on the road. By pairing your compatible Android<sup>™63</sup> phone with the audio multimedia system, Android Auto<sup>™18</sup> lets you access your Google Assistant,<sup>™19</sup> get real-time traffic alerts, make and receive phone calls, listen to your favorite soundtrack and more.

## amazon music

### Amazon Music<sup>™</sup>

Take your favorite music and podcasts along for the ride. Your Integrated Streaming-enabled vehicle offers easy access to Amazon Music<sup>™20</sup> and up to 90 million songs — including thousands of stations, top playlists, and new releases. All you need are Amazon Music<sup>™</sup> and Toyota Wi-Fi Connect<sup>13</sup> subscriptions to start listening in-cabin.



## SiriusXM<sup>®</sup> w/3-month Platinum Plan trial subscription

SiriusXM<sup>®21</sup> has premium entertainment that you won't hear anywhere else. With the Platinum Plan, you get 425 channels, including 165+ channels in your vehicle, to enjoy ad-free music, plus sports, news, talk, comedy and more.<sup>22</sup>



## JBL<sup>®</sup>

Feel the difference and hear the truth. Designed specifically for Toyota, JBL<sup>®23</sup> finely tunes each speaker to the interior of the vehicle. Just turn up the volume to hear the crisp, rich, vibrant sound come through.



Capstone interior shown in Black/White leather trim.<sup>26</sup>

### 14-in. Toyota Audio Multimedia touchscreen

Scaled perfectly to Sequoia's spacious interior is the large, available 14-in. Toyota Audio Multimedia touchscreen. While the clear display is easy to see, it's also easy to use. Dual Bluetooth<sup>®25</sup> phone connectivity makes undistracted driving easier with hands-free phone capabilities, while available Drive Connect<sup>14</sup> with Cloud Navigation<sup>14</sup> and Intelligent Assistant<sup>14</sup> helps you find where you need to be.

### 12.3-in. full-color Multi-Information Display

Customize the available 12.3-in. full-color Multi-Information Display (MID) to your liking. Rearrange the driving information you want to see so you can enhance your everyday driving experience.



12.3-in. digital meter shown.

### Digital rearview mirror with HomeLink<sup>®</sup>

Connected to a camera in the rear, Sequoia's available digital rearview mirror casts a clearer, wider and obstruction-free view of what's behind you. You can zoom in, zoom out and adjust the mirror to give you a better perspective. Integrated HomeLink<sup>®27</sup> universal transceiver buttons provide easy access to your garage door and more.

## TECHNOLOGY

# Sophistication at its finest.

With modern upgrades, Sequoia is filled with conveniences made to enhance every drive. Featuring available tech like a 14-in. touchscreen display, Qi wireless charging<sup>24</sup> and digital rearview mirror, a comfortable drive is always within reach.



Digital rearview mirror shown.



Capstone shown in Supersonic Red!

EXTERIOR

# Style meets substance.

With a distinctively modern front grille and unmistakable SUV silhouette, the fully redesigned Sequoia makes a bold statement. Standout details like a modern wheel design and high-output LED headlights make this an SUV unlike anything you've ever seen before.

## LED auto-leveling headlights with sequential turn signals

See the road more clearly with Sequoia's available LED auto-leveling headlights. These high-grade headlights look stylish and are designed for increased visibility when driving at night. Sequoia's sequential turn signals also enhance clarity for other drivers, so everyone may share the road safely.



Platinum shown in Blueprint.

## Wheel design

Look good wherever you are. The sleek design of the large, available 22-in. alloy wheels enhances Sequoia's sizable presence while capturing luxury from another angle.



Capstone shown in Supersonic Red!

## Power-extending tow mirrors

Put your mind at ease by feeling good about what you're towing. Available power-folding, extending, and retracting tow mirrors increase your ability to see and help make towing easier and safer.



Power-extending tow mirror shown.

See numbered footnotes in Disclosures section.

CONVENIENCE

# Make every drive easier.

With its mindful design, Sequoia can make your drives easy. From easing loading and unloading to helping you get where you need to go, it has the thoughtful details that put you at ease.

## Panoramic View Monitor

Load up and head out with added peace of mind. The available Panoramic View Monitor (PVM)<sup>28</sup> gives you a full 360-degree view of the vehicle with a trailer hitch line. This provides additional visibility and guidance as you park or back up to hitch a trailer.



Panoramic View Monitor shown.<sup>28</sup>

## Power-extending running boards

Step into your comfort zone. Available power running boards are concealed when the driver and passenger doors are closed, then move into position upon opening, so you can conveniently get into and out of your Sequoia.



Power-extending running boards shown.

## Hands-free liftgate

When your hands are full with bags of groceries or heavy luggage, Sequoia's available hands-free liftgate<sup>29</sup> takes the pressure off by giving you an extra hand. Simply wave your foot under the rear bumper with the key fob in your possession, and the liftgate opens so you can easily load your belongings. And when unloading, press the close-and-lock button when you have all your things. Sequoia's rear sensor will detect when you're away from the area and automatically close the rear gate and lock all your doors.



Capstone shown in Supersonic Red.<sup>1</sup>

## 10-in. Head-Up Display

An available 10-in. color Head-Up Display (HUD) projects your speed, certain safety alerts and other customizable driving info right onto the windshield so you can focus on the drive.



10-in. Head-Up Display shown.

See numbered footnotes in Disclosures section.





TRD Pro shown in Ice Cap.<sup>2</sup>



### TRD Sport

With stylish 20-in. TRD Sport alloy wheels, sport-tuned suspension with Bilstein<sup>®30</sup> shocks and “TRD SPORT” badging, this Sequoia has looks that can’t be ignored. While inside, a red TRD Push Button Start, TRD shift knob and aluminum sport pedals enhance its vibe. TRD Sport Package available on SR5.



### TRD Off-Road

Off-road ready with TRD-tuned Bilstein<sup>®30</sup> shocks, an electronically controlled locking rear differential and advanced off-road tech like Multi-Terrain Select (MTS), Multi-Terrain Monitor (MTM),<sup>31</sup> Crawl Control (CRAWL)<sup>6</sup> and Downhill Assist Control (DAC),<sup>32</sup> this SUV will get you going. And to make sure everyone knows who to follow, 18-in. TRD Off-Road alloy wheels with all-terrain tires, “TRD OFF-ROAD” badging, red front-axle drive shafts and interior TRD styling highlight what you’ve got. TRD Off-Road Package available on SR5 and Limited 4WD models.



### TRD Pro

Stand out from the pack. Featuring a heritage-inspired “TOYOTA” front grille with integrated LED light bar and amber marker lights, TRD Pro skid plate, black technical camo-grained overfenders, 18-in. TRD Pro matte-black forged-aluminum BBS<sup>®33</sup> wheels and TRD Pro dual-tip exhaust — its look is totally unique. Add 2.5-in. FOX<sup>®34</sup> Internal Bypass shocks with rear piggyback reservoirs on the outside and TRD-stitched seating, TRD heated steering wheel and standard second-row captain’s chairs on the inside, and you’re ready for a confident, comfortable ride — on or off the trail.

See numbered footnotes in Disclosures section.


## TRD FAMILY

# Defy boundaries.

With a wide range of special enhancements in performance, capability and styling, Toyota Racing Development (TRD) takes Sequoia and gives you three grades to take on the great outdoors. Whether you choose TRD Sport, TRD Off-Road or TRD Pro, you’re sure to find yourself behind the wheel of an absolute force on and off the trail.



TRD Pro shown in Ice Cap.<sup>5</sup>



*TOYOTA SAFETY SENSE™ 2.5 (TSS 2.5)*

# Peace of mind comes standard.

Toyota Safety Sense™ 2.5 (TSS 2.5)<sup>35</sup> is a bundle of active safety features included on many new Toyota vehicles at no additional cost. TSS 2.5's comprehensive features create in-the-moment safety designed to help protect you and your passengers from harm.



Pre-Collision System with Pedestrian Detection<sup>36</sup>



Full-Speed Range Dynamic Radar Cruise Control<sup>37</sup>



Lane Departure Alert with Steering Assist<sup>38</sup>



Automatic High Beams<sup>39</sup>

## SEQUOIA MODELS



### SR5

Includes these key features

#### Mechanical/Performance

- ✓ i-FORCE MAX Twin-Turbo V6 Hybrid
- ✓ 437 hp @ 5200 rpm, 583 lb.-ft. @ 2400 rpm
- ✓ 10-speed Electronically Controlled automatic Transmission with intelligence (ECT-i)
- ✓ Selectable driving and TOW/HAUL modes
- ✓ Towing hitch receiver and wiring harness with 4-pin-/7-pin connector<sup>2</sup>
- ✓ Integrated Trailer Brake Control (ITBC)<sup>4</sup>
- ✓ Rear-Wheel Drive (RWD) or 4WD Demand part-time 4WD
- ✓ 21 city/24 highway/22 combined EPA-est. mpg rating<sup>3</sup> (4x2)  
19 city/22 highway/20 combined EPA-est. mpg rating<sup>3</sup> (4x4)

#### Exterior Features

- ✓ 18-in. styled-alloy wheels
- ✓ LED headlights with Daytime Running Lights (DRL)
- ✓ LED fog lights

#### Interior Features

- ✓ 8-in. Toyota Audio Multimedia touchscreen with wireless Apple CarPlay<sup>®15</sup> & Android Auto<sup>™18</sup> compatibility, and SiriusXM<sup>®21</sup> with 3-month Platinum Plan trial subscription<sup>22</sup>
- ✓ 12.3-in. digital meter with selectable gauge display screens
- ✓ Three-zone automatic climate control
- ✓ Power tilt/slide moonroof with sliding sunshade
- ✓ Panoramic View Monitor (PVM)<sup>28</sup>

#### Safety/Convenience

- ✓ Toyota Safety Sense<sup>™</sup> 2.5 (TSS 2.5)<sup>35</sup> includes:
  - Pre-Collision System with Pedestrian Detection (PCS w/PD)<sup>36</sup>
  - Full-Speed Range Dynamic Radar Cruise Control (DRCC)<sup>37</sup>
  - Lane Departure Alert with Steering Assist (LDA w/SA)<sup>38</sup>
  - Lane Tracing Assist (LTA)<sup>41</sup>
  - Automatic High Beams (AHB)<sup>39</sup>
  - Road Sign Assist (RSA)<sup>40</sup>

#### Packages/Options

- ✓ SR5 Premium Package
- ✓ TRD Sport Package
- ✓ TRD Off-Road Package
- ✓ Digital display rearview mirror
- ✓ Power-extending tow mirrors



### Limited

Adds to or replaces features offered on SR5

#### Mechanical/Performance

- ✓ i-FORCE MAX Twin-Turbo V6 Hybrid
- ✓ 437 hp @ 5200 rpm, 583 lb.-ft. @ 2400 rpm
- ✓ 10-speed Electronically Controlled automatic Transmission with intelligence (ECT-i)
- ✓ Selectable driving and TOW/HAUL modes
- ✓ Towing hitch receiver and wiring harness with 4-pin-/7-pin connector<sup>2</sup>
- ✓ Integrated Trailer Brake Control (ITBC)<sup>4</sup>
- ✓ Rear-Wheel Drive (RWD) or 4WD Demand part-time 4WD
- ✓ 21 city/24 highway/22 combined EPA-est. mpg rating<sup>3</sup> (4x2)  
19 city/22 highway/20 combined EPA-est. mpg rating<sup>3</sup> (4x4)

#### Exterior Features

- ✓ 20-in. dark gray-painted and machined-finish alloy wheels
- ✓ Gray-metallic horizontal-bar grille with chrome surround
- ✓ Chrome-plated outside mirror caps with dark-black chrome-plated roof rails

#### Interior Features

- ✓ 14-in. Toyota Audio Multimedia touchscreen with wireless Apple CarPlay<sup>®15</sup> & Android Auto<sup>™18</sup> compatibility, and SiriusXM<sup>®21</sup> with 3-month Platinum Plan trial subscription<sup>22</sup>
- ✓ SofTex<sup>®</sup>-trimmed<sup>43</sup> seats
- ✓ Heated and ventilated front seats
- ✓ Heated steering wheel

#### Safety/Convenience

- ✓ Toyota Safety Sense<sup>™</sup> 2.5 (TSS 2.5)<sup>35</sup> includes:
  - Pre-Collision System with Pedestrian Detection (PCS w/PD)<sup>36</sup>
  - Full-Speed Range Dynamic Radar Cruise Control (DRCC)<sup>37</sup>
  - Lane Departure Alert with Steering Assist (LDA w/SA)<sup>38</sup>
  - Lane Tracing Assist (LTA)<sup>41</sup>
  - Automatic High Beams (AHB)<sup>39</sup>
  - Road Sign Assist (RSA)<sup>40</sup>

#### Packages/Options

- ✓ TRD Off-Road Package
- ✓ Power tilt/slide panoramic roof with power sunshade
- ✓ Power-extending tow mirrors
- ✓ JBL<sup>®23</sup> 14-speaker Premium Audio with Qi-compatible wireless smartphone charging<sup>24</sup>



### Platinum

Adds to or replaces features offered on Limited

#### Mechanical/Performance

- ✓ i-FORCE MAX Twin-Turbo V6 Hybrid
- ✓ 437 hp @ 5200 rpm, 583 lb.-ft. @ 2400 rpm
- ✓ 10-speed Electronically Controlled automatic Transmission with intelligence (ECT-i)
- ✓ Selectable driving and TOW/HAUL modes
- ✓ Towing hitch receiver and wiring harness with 4-pin-/7-pin connector<sup>2</sup>
- ✓ Integrated Trailer Brake Control (ITBC)<sup>4</sup>
- ✓ Rear-Wheel Drive (RWD) or 4WD Demand part-time 4WD
- ✓ 21 city/24 highway/22 combined EPA-est. mpg rating<sup>3</sup> (4x2)  
19 city/22 highway/20 combined EPA-est. mpg rating<sup>3</sup> (4x4)

#### Exterior Features

- ✓ 20-in. machined-finish black alloy wheels
- ✓ Dark chrome-accented mesh grille with chrome surround
- ✓ Color-keyed door handles and dark-black chrome-plated roof rails
- ✓ Premium LED headlights with LED Daytime Running Lights (DRL)

#### Interior Features

- ✓ Leather-trimmed seats with premium contrast stitching
- ✓ Heated and ventilated front and rear seats
- ✓ Instrument panel and door ambient lighting
- ✓ Qi-compatible wireless smartphone charging<sup>24</sup>

#### Safety/Convenience

- ✓ Toyota Safety Sense<sup>™</sup> 2.5 (TSS 2.5)<sup>35</sup> includes:
  - Pre-Collision System with Pedestrian Detection (PCS w/PD)<sup>36</sup>
  - Full-Speed Range Dynamic Radar Cruise Control (DRCC)<sup>37</sup>
  - Lane Departure Alert with Steering Assist (LDA w/SA)<sup>38</sup>
  - Lane Tracing Assist (LTA)<sup>41</sup>
  - Automatic High Beams (AHB)<sup>39</sup>
  - Road Sign Assist (RSA)<sup>40</sup>

#### Packages/Options

- ✓ Load-leveling Rear Height Control Air Suspension
- ✓ 10-in. color Head-Up Display (HUD)
- ✓ Power-extending tow mirrors
- ✓ Power-extending running boards

## SEQUOIA MODELS



### TRD Pro

Adds to or replaces features offered on Limited

#### Mechanical/Performance

- ✓ i-FORCE MAX Twin-Turbo V6 Hybrid
- ✓ 437 hp @ 5200 rpm, 583 lb.-ft. @ 2400 rpm
- ✓ 10-speed Electronically Controlled automatic Transmission with intelligence (ECT-i)
- ✓ Electronically controlled locking rear differential
- ✓ Multi-Terrain Select (MTS), Crawl Control (CRAWL)<sup>6</sup> and Downhill Assist Control (DAC)<sup>32</sup>
- ✓ TRD Pro off-road suspension with 2.5-in. FOX<sup>®34</sup> Internal Bypass coil-overs and rear remote-reservoir shocks, and TRD Pro front stabilizer bar
- ✓ 4WDemand part-time 4WD
- ✓ 19 city/22 highway/20 combined EPA-est. mpg rating<sup>3</sup>

#### Exterior Features

- ✓ 18-in. TRD Pro matte-black forged-aluminum BBS<sup>®33</sup> wheels with TRD center caps
- ✓ Black "TOYOTA" heritage grille with integrated LED light bar and amber marker lights
- ✓ TRD Pro dual-tip exhaust
- ✓ TRD aluminum front skid plate
- ✓ TRD Pro LED light bar

#### Interior Features

- ✓ TRD Pro SofTex<sup>®</sup>-trimmed<sup>43</sup> seats with contrast stitching and technical camo pattern inserts
- ✓ Heated and ventilated front seats
- ✓ TRD Pro red-stripped leather shift knob
- ✓ TRD Pro "TOYOTA" heritage badge on passenger dashboard

#### Safety/Convenience

- ✓ Toyota Safety Sense™ 2.5 (TSS 2.5)<sup>35</sup> includes:
  - Pre-Collision System with Pedestrian Detection (PCS w/PD)<sup>36</sup>
  - Full-Speed Range Dynamic Radar Cruise Control (DRCC)<sup>37</sup>
  - Lane Departure Alert with Steering Assist (LDA w/SA)<sup>38</sup>
  - Lane Tracing Assist (LTA)<sup>41</sup>
  - Automatic High Beams (AHB)<sup>39</sup>
  - Road Sign Assist (RSA)<sup>40</sup>

#### Packages/Options

- ✓ Power tilt/slide panoramic roof with power sunshade
- ✓ Power-extending tow mirrors
- ✓ Roof rack<sup>69</sup>



### Capstone

Adds to or replaces features offered on Platinum

#### Mechanical/Performance

- ✓ i-FORCE MAX Twin-Turbo V6 Hybrid
- ✓ 437 hp @ 5200 rpm, 583 lb.-ft. @ 2400 rpm
- ✓ 10-speed Electronically Controlled automatic Transmission with intelligence (ECT-i)
- ✓ Selectable driving and TOW/HAUL modes
- ✓ Towing hitch receiver and wiring harness with 4-pin-/7-pin connector<sup>2</sup>
- ✓ Integrated Trailer Brake Control (ITBC)<sup>4</sup>
- ✓ Rear-Wheel Drive (RWD) or 4WDemand part-time 4WD
- ✓ 21 city/24 highway/22 combined EPA-est. mpg rating<sup>3</sup> (4x2)  
19 city/22 highway/20 combined EPA-est. mpg rating<sup>3</sup> (4x4)

#### Exterior Features

- ✓ 22-in. dark chrome and machined-finish alloy wheels
- ✓ Chrome-accented mesh grille with chrome surround
- ✓ Automatic power-extending running boards
- ✓ Chrome-plated outside mirror caps with satin chrome-plated roof rails

#### Interior Features

- ✓ Semi-aniline leather-trimmed seats with premium contrast stitching
- ✓ Dark American walnut wood-grain interior trim
- ✓ Instrument panel and door ambient lighting
- ✓ 10-in. color Head-Up Display (HUD)

#### Safety/Convenience

- ✓ Toyota Safety Sense™ 2.5 (TSS 2.5)<sup>35</sup> includes:
  - Pre-Collision System with Pedestrian Detection (PCS w/PD)<sup>36</sup>
  - Full-Speed Range Dynamic Radar Cruise Control (DRCC)<sup>37</sup>
  - Lane Departure Alert with Steering Assist (LDA w/SA)<sup>38</sup>
  - Lane Tracing Assist (LTA)<sup>41</sup>
  - Automatic High Beams (AHB)<sup>39</sup>
  - Road Sign Assist (RSA)<sup>40</sup>

#### Packages/Options

- ✓ Load-leveling Rear Height Control Air Suspension
- ✓ Power-extending tow mirrors

SEQUOIA COLORS & TRIMS



Midnight Black Metallic



Blueprint



Army Green



Lunar Rock




TRD Pro Solar Octane



Supersonic Red<sup>1</sup>



Smoked Mesquite




Magnetic Gray Metallic



Celestial Silver Metallic




Wind Chill Pearl<sup>1</sup>




Ice Cap



SR5 fabric shown in Black



SR5/Limited SofTex<sup>®43</sup> trim shown in Black



Platinum premium leather trim shown in Black




Boulder




Boulder

TRD Pro SofTex<sup>®43</sup> trim shown in Black



Capstone premium semi-aniline leather trim shown in Black and White



Cockpit Red

SEQUOIA WHEELS



18-in. styled-alloy wheels



TRD Off-Road: 18-in. black-painted and machined-finish alloy wheels



TRD Sport: 20-in. matte-black alloy wheels



20-in. dark-gray-painted and machined-finish alloy wheels



20-in. machined-finish black alloy wheels



TRD Pro: 18-in. matte-black forged-aluminum BBS<sup>®33</sup> wheels



22-in. dark chrome and machined-finish alloy wheels

## SEQUOIA ACCESSORIES

This is a great way to add extra personality to your Sequoia. Not every accessory is available in your area, so for a complete list of accessories, go to [toyota.com/sequoia/accessories](http://toyota.com/sequoia/accessories).



All-weather cargo mat<sup>7</sup>



All-weather floor liners<sup>51</sup>



TRD cast-aluminum running boards



Carpet floor mat<sup>51</sup>



Black emblem overlay



Carpet cargo mat<sup>7</sup>



Cargo cross bars



Paint protection film<sup>64</sup>



Cargo net<sup>7</sup>

## WARRANTIES

Every Toyota Car, Truck and SUV is built to exceptional standards. And that's not idle boasting. We back it up with these Limited Warranty Coverages:

**Basic:** 36 months/36,000 miles (all components other than normal wear and maintenance items).

**Hybrid-Related Component Coverage:** Hybrid-related components, including the battery control module, hybrid control module and inverter with converter, are covered for 8 years/100,000 miles. Refer to applicable *Warranty and Maintenance Guide* for details.

**Hybrid Battery:** HV battery is covered for 10 years or 150,000 miles, whichever comes first. Warranty coverage is subject to terms and conditions. Refer to applicable *Warranty and Maintenance Guide* for details.

**Powertrain:** 60 months/60,000 miles (engine, transmission/transaxle, drive system, seatbelts and airbags).

**Rust-Through:** 60 months/unlimited miles (corrosion perforation of sheet metal).

**Emissions:** Coverages vary under Federal and California regulations. Refer to applicable *Warranty and Maintenance Guide* for details.

**Accessories:** For Genuine Toyota Accessories purchased at the time of the new vehicle purchase, the Toyota Accessory Warranty coverage is in effect for 36 months/36,000 miles from the vehicle's in-service date, which is the same coverage as the Toyota New Vehicle Limited Warranty.

For Genuine Toyota Accessories purchased after the new vehicle purchase the coverage is 12 months, regardless of mileage, from the date the accessory was installed on the vehicle, or the remainder of any applicable new vehicle warranty, whichever provides greater coverage.

You may be eligible for transportation assistance if it's necessary that your vehicle be kept overnight for repairs covered under warranty. Please see your authorized Toyota dealership for further details.

For complete details about Toyota's warranties, please visit [www.toyota.com](http://www.toyota.com), refer to the applicable *Warranty and Maintenance Guide* or see your Toyota dealer.

## SEQUOIA FEATURES<sup>44</sup>

S = Standard O = Optional A = Available P = Available as part of a package

### Exterior

	SR5	Limited	Platinum	TRD Pro	Capstone
Front door handles with touch-sensor lock/unlock feature	S	S	S	S	S
LED Trailer Reverse Assist (TRA) light	P	P	P	P	P
Automatic power-extending running boards			O		S
LED taillights	S	S			
LED taillights with sequential turn signals		P	S	S	S
TRD Pro LED marker lights				S	
TRD Pro LED light bar				S	
LED fog lights	S	S	S	S	S
LED headlights with Daytime Running Lights (DRL), auto on/off feature, and manual leveling adjustment	S	S			
Premium LED headlights, LED Daytime Running Lights (DRL), sequential turn signals, auto on/off feature, and automatic leveling adjustment		P	S		S
Premium LED headlights with black trim, LED Daytime Running Lights (DRL), sequential turn signals, and automatic leveling adjustment				S	
Washer-linked variable intermittent windshield wipers	S	S		S	
Rain-sensing washer-linked variable intermittent windshield wipers			S		S
Heated power auto-dimming outside mirror with turn signal and blind spot warning indicators; <sup>45</sup> and power-folding and reverse tilt-down features	S	S	S	S	S
Black heated power auto-dimming outside tow mirror with turn signal and blind spot warning indicators; <sup>45</sup> and power-folding and power-extend features	O	O	O	O	O
Single exhaust tip	S	S	S		S
TRD Pro dual exhaust tips				S	

### Styling

Black horizontal-bar grille with chrome surround	S				
Gray-metallic horizontal-bar grille with chrome surround		S			
Dark chrome-accented mesh grille with chrome surround			S		
Black "TOYOTA" heritage grille with integrated LED light bar and amber marker lights				S	
Chrome-accented mesh grille with chrome surround					S
Color-keyed outside mirror caps with dark-black chrome-plated roof rails	S			S	
Color-keyed door handles and dark-black chrome-plated roof rails			S		
Black roof-mounted shark-fin antenna	S	S	S	S	S
Color-keyed outside mirror caps with satin chrome-plated roof rails		S			
Chrome-plated outside mirror caps with satin chrome-plated roof rails					S
Gloss-black-painted pillars	S	S	S	S	S
"TRD OFF-ROAD" chrome badging on rear pillars		P			
"TRD OFF-ROAD" black badging on rear pillars	P				
"i-FORCE MAX" hood badge	S	S	S	S	S
"TRD SPORT" black badging on front doors	P				
"SEQUOIA" rear door badge	S	S	S	S	S
Chrome "SEQUOIA" badge and "LIMITED" door badge, and gray-painted overfenders		S			
Gloss-black "SEQUOIA" badge, "PLATINUM" door badge, garnish, and overfenders			S		
Bright chrome "SEQUOIA" badge and chrome "CAPSTONE" door badge and garnish, window molding, color-keyed overfenders					S
"TRD PRO" hood badge; gloss-black window molding, black technical camo grained overfenders with marker lights				S	
Front and rear mudguards	S	S	S	S	S
TRD aluminum front skid plate with red-painted front coil springs and stabilizer bar				S	

### Interior

Overhead console with rear window control, sunglasses storage and Safety Connect <sup>®9</sup>	S	S	S	S	S
Front and rear assist grips with semi-aniline leather					S
Front and rear assist grips	S	S	S	S	
Electronic locking fuel door	S	S	S	S	S
Front and rear LED maplights	S	S	S	S	S
120V/400W <sup>47</sup> rear-seat and cargo area AC power outlets	P	S	S	S	S
Front 12V <sup>48</sup> auxiliary power outlet	S	S	S	S	S
Rear-seat air vents	S	S	S	S	S
Fixed center console with gated shift lever, driving controls, four cup holders, and center storage bin	S	S	S	S	S
Illuminated center console storage bin and glove box		S	S	S	S
Instrument panel and door ambient lighting, illuminated driver and passenger footwells, and front- and rear-door LED pocket lights			S		S
Fabric-trimmed seats; 8-way power-adjustable driver and front passenger seats with 2-way power-adjustable lumbar support	S				

See numbered footnotes in Disclosures section.



# SEQUOIA FEATURES

S = Standard O = Optional A = Available P = Available as part of a package

## Interior (continued)


	SR5	Limited	Platinum	TRD Pro	Capstone
SofTex®-trimmed <sup>43</sup> seats; 8-way power-adjustable driver and front passenger seats with 2-way power-adjustable lumbar support	P	S			
Leather-trimmed seats with premium contrast stitching; 10-way power-adjustable driver and front passenger seats with 4-way power-adjustable lumbar support			S		
TRD Pro SofTex®-trimmed <sup>43</sup> seats with contrast stitching and technical camo pattern inserts; 8-way power-adjustable driver's and front passenger seats with 2-way power-adjustable lumbar support				S	
Semi-aniline leather-trimmed seats with premium contrast stitching; 10-way power-adjustable driver and front passenger seats with 4-way power-adjustable lumbar support					S
60/40 split, reclining, fold-down, fold-up, tumble-forward second-row seats with center armrests on outboard seats; adjustable headrests with one-touch access to third row	S	S			
Captains' chairs reclining, fold-down, fold-up, tumble-forward second-row seats with center armrests on outboard seats; adjustable headrests; one-touch access to third row			S	S	S
Fabric 60/40 split, reclining, fold-down third-row seating with adjustable headrests	S				
SofTex®-trimmed <sup>43</sup> 60/40 split, sliding, power-reclining, fold-down third-row seats with adjustable headrests	P	S		S	
Leather-trimmed 60/40 split, sliding, power-reclining, fold-down third-row seats with adjustable headrests			S		
Semi-aniline leather-trimmed 60/40 split, sliding, power-reclining fold-down third-row seating with adjustable headrests					S
Driver's-seat memory function		S	S	S	S
Heated front seats	S				
Heated and ventilated front seats		S		S	
Heated and ventilated front and rear seats			S		S
Soft-touch instrument panel, center console and door surfaces	S	S	S	S	S
"PLATINUM" badge on passenger dashboard			S		
Red TRD engine start button	P	P		S	
TRD Pro red-stripped leather shift knob				S	
TRD Pro "TOYOTA" heritage badge on passenger dashboard				S	
TRD leather shift knob	P	P			
Leather shift knob	S	S	S		S
Dark American walnut wood-grain interior trim with backlit "CAPSTONE" on passenger dashboard and metal speaker grilles					S
10-in. color Head-Up Display (HUD) with speedometer, navigation, and Hybrid System Indicator			P		S
12.3-in. digital meter with selectable gauge display screens and fuel economy, Driver Assist, vehicle/trip information, and warning messages	S	S	S	S	S
Three-zone automatic climate control with air filtration and individual temperature settings for driver and front passenger; rear climate control	S	S	S	S	S
Acoustic laminated windshield	S	S	S	S	
Flip-up rear window with defogger and privacy glass	S	S	S	S	S
Power windows with one-touch auto up/down and jam protection	S	S	S	S	S
Manual second- and third-row sunshades		S	S	S	S
Acoustic laminated windshield and front side windows					S
Panoramic View Monitor (PVM) <sup>28</sup> with cameras	S	S	S	S	S
Backup camera <sup>30</sup> with projected path	S	S	S	S	S
Qi-compatible wireless smartphone charging <sup>24</sup> with charge indicator light		P	S	S	S
Drive Mode Select (DMS) switch and dial	S	S	S	S	S
Capstone floor mats <sup>51</sup>					S
TRD Pro all-weather floor mats <sup>51</sup>				S	
Aluminum sport pedals	P	P		S	
Power tilt/slide moonroof with sliding sunshade	S	S		S	
Power tilt/slide panoramic roof with power sunshade		O	S	O	S
Smart Key System with Push Button Start; remote keyless entry with lock, unlock, panic and tailgate release functions, and remote illuminated entry	S	S	S	S	S
Leather-trimmed power tilt/telescopic steering wheel with phone, audio, display/infotainment, and Driver Assist controls			S		S
Heated steering wheel	O	S	S	S	S
TRD Pro leather-trimmed manual tilt/telescopic steering wheel with TRD badge, red center stripe, and phone, audio, display/infotainment, and Driver Assist controls				S	
Leather-trimmed manual tilt/telescopic steering wheel with phone, audio, display/infotainment, and Driver Assist controls	S	S			
Digital display auto-dimming rearview mirror with compass and HomeLink <sup>®27</sup> universal transceiver	P	P	S	S	S
Thin-bezel auto-dimming rearview mirror with HomeLink <sup>®27</sup> universal transceiver	S	S			
One rear and one cargo-area 120V/400W <sup>47</sup> auxiliary AC power outlets	P	S	S	S	S
Multi-level adjustable cargo shelf system	S	S	S	S	S
Power manual door locks and shift-linked automatic lock/unlock feature with anti-lockout feature, programmable auto door lock logic, illuminated entry	S	S	S	S	S

See numbered footnotes in Disclosures section.

SEQUOIA FEATURES

S = Standard O = Optional A = Available P = Available as part of a package

Safety/Convenience

	SR5	Limited	Platinum	TRD Pro	Capstone
3-point seatbelts for all seating positions; driver-side Emergency Locking Retractor (ELR) and Automatic/Emergency Locking Retractor (ALR/ELR) on all passenger seatbelts	S	S	S	S	S
Tire Pressure Monitor System (TPMS) <sup>52</sup>	S	S	S	S	S
Toyota Safety Sense™ 2.5 (TSS 2.5): <sup>35</sup> Pre-Collision System with Pedestrian Detection (PCS w/PD); <sup>36</sup> Full-Speed Range Dynamic Radar Cruise Control (DRCC); <sup>37</sup> Lane Departure Alert with Steering Assist (LDA w/SA); <sup>38</sup> Lane Tracing Assist (LTA); <sup>41</sup> Automatic High Beams (AHB); <sup>39</sup> Road Sign Assist (RSA) <sup>40</sup>	S	S	S	S	S
Child-protector rear door locks and power window lockout control	S	S	S	S	S
Eight total airbags; <sup>53</sup> including driver and passenger side, knee and curtain airbags	S	S	S	S	S
 Star Safety System™ — includes Vehicle Stability Control (VSC); <sup>54</sup> Traction Control (TRAC), Anti-lock Brake System (ABS) with Electronic Brake-force Distribution (EBD), Brake Assist (BA) <sup>55</sup> and Smart Stop Technology® (SST) <sup>56</sup>	S	S	S	S	S
Blind Spot Monitor (BSM) <sup>45</sup> with Rear Cross-Traffic Alert (RCTA) <sup>37</sup> and Trailer Merge Warning	S	S	S	S	S
Driver and front passenger active front headrests <sup>59</sup>	S	S	S	S	S
Safety Connect® with up to 10-year trial subscription <sup>9</sup> — includes Emergency Assistance, Stolen Vehicle Locator, <sup>58</sup> Roadside Assistance <sup>10</sup> and Automatic Collision Notification. (includes roof-mounted shark-fin antenna)	S	S	S	S	S
Drive-Start Control (DSC)	S	S	S	S	S
LATCH (Lower Anchors and Tethers for CHILDren) includes lower anchors on all outboard second-row rear seats	S	S	S	S	S
Front and Rear Parking Assist with Automatic Braking (PA w/AB) <sup>61</sup>	S	S	S	S	S

Audio Multimedia

8-in. Toyota Audio Multimedia touchscreen with 8-speaker audio system, wireless Android Auto™ <sup>18</sup> & Apple CarPlay <sup>®15</sup> compatible, SiriusXM <sup>®21</sup> with 3-month Platinum Plan trial subscription. <sup>22</sup> See <a href="http://toyota.com/audio-multimedia">toyota.com/audio-multimedia</a> for details.	S				
14-in. Toyota Audio Multimedia touchscreen with 8-speaker audio system, wireless Android Auto™ <sup>18</sup> & Apple CarPlay <sup>®15</sup> compatible, SiriusXM <sup>®21</sup> with 3-month Platinum Plan trial subscription. <sup>22</sup> See <a href="http://toyota.com/audio-multimedia">toyota.com/audio-multimedia</a> for details.	P	S			
14-in. Toyota Audio Multimedia touchscreen with 14 JBL <sup>®23</sup> speakers including subwoofer and amplifier, wireless Android Auto™ <sup>18</sup> & Apple CarPlay <sup>®15</sup> compatible, SiriusXM <sup>®21</sup> with 3-month Platinum Plan trial subscription. <sup>22</sup> See <a href="http://toyota.com/audio-multimedia">toyota.com/audio-multimedia</a> for details.		P	S	S	S

Connected Services<sup>8</sup>

Safety Connect® with up to 10-year trial subscription <sup>9</sup> — includes Emergency Assistance button, enhanced Roadside Assistance, <sup>10</sup> Automatic Collision Notification and Stolen Vehicle Locator. <sup>58</sup> Subscription required after trial. 4G network dependent.	S	S	S	S	S
Remote Connect with 1-year trial subscription <sup>12</sup> — remotely interact with your vehicle through the Toyota app <sup>65</sup> via your smartwatch, <sup>66</sup> Amazon Alexa-enabled <sup>67</sup> devices, and Google Assistant™-enabled <sup>19</sup> devices. Allowing you to lock/unlock doors, locate your last parked location, check vehicle status and monitor guest drivers. Subscription required after trial. 4G network dependent.	S	S	S	S	S
Drive Connect <sup>14</sup> — includes Cloud Navigation <sup>14</sup> with Google Points-of-Interest (POI) data, Intelligent Assistant <sup>14</sup> with Hey, Toyota, and Destination Assist. <sup>68</sup> Subscription required. 4G network dependent.	A				
Drive Connect with 1-year trial subscription <sup>14</sup> — includes Cloud Navigation <sup>14</sup> with Google Points-of-Interest (POI) data, Intelligent Assistant <sup>14</sup> with Hey, Toyota, and Destination Assist. <sup>68</sup> Subscription required after trial. 4G network dependent.		S	S	S	S
Service Connect with up to 10-year trial subscription <sup>11</sup> — receive personalized maintenance updates and vehicle health reports. Subscription required after trial. 4G network dependent.	S	S	S	S	S
Wi-Fi Connect with 30-day or up to 3 GB trial subscription <sup>13</sup> — with AT&T Wi-Fi hotspot and Integrated Streaming (Apple Music <sup>®17</sup> and Amazon Music <sup>™20</sup> ) compatibility. Subscription required after trial. 4G network dependent.	S	S	S	S	S

# SEQUOIA SPECIFICATIONS

S = Standard O = Optional A = Available P = Available as part of a package

## Mechanical/Performance

	SR5	Limited	Platinum	TRD Pro	Capstone
i-FORCE MAX 3.445L Twin-Turbo V6 Hybrid	S	S	S	S	S
Mileage Estimates <sup>3</sup> (MPG city/highway/combined)	4X2: 21/24/22 4X4: 19/22/20	4X2: 21/24/22 4X4: 19/22/20	4X2: 21/24/22 4X4: 19/22/20	19/22/20	4X2: 21/24/22 4X4: 19/22/20
<b>ENGINE</b>					
24-valve DOHC aluminum cylinder heads with Dual Variable Valve Timing with intelligence (VVT-i); 3445 c.c. aluminum engine block, 85.5 x 100 (mm.) bore x stroke, 10.4:1 compression ratio	S	S	S	S	S
Twin turbochargers with electric wastegate valve actuators and water-cooled intercooler	S	S	S	S	S
D-4ST direct-injection and port-injection fuel system	S	S	S	S	S
Conventional 12V starter	S	S	S	S	S
Stop and Start Engine System (S&S) <sup>46</sup>	S	S	S	S	S
Stainless steel exhaust system	S	S	S	S	S
Eco, Normal and Sport driving modes	S	S	S	S	S
Eco, Comfort, Normal, Sport S, Sport S+ and Custom driving modes			P		P
<b>EMISSION RATING</b>					
Low Emission Vehicle III (LEV-III)	S	S	S	S	S
<b>TRANSMISSION</b>					
10-speed Electronically Controlled automatic Transmission with intelligence (ECT-i), sequential shift mode, and uphill/downhill shift logic	S	S	S	S	S
<b>HYBRID SYSTEM</b>					
Parallel hybrid system with permanent magnet synchronous motor/generator	S	S	S	S	S
288V Sealed Nickel-Metal Hydride (Ni-MH) battery with 1.87 kWh capacity	S	S	S	S	S
<b>DRIVETRAIN</b>					
Rear-Wheel Drive (RWD) with Automatic Limited-Slip Differential (Auto LSD)	S	S	S		S
4WDemand part-time 4-Wheel Drive with electronically controlled 2-speed transfer case (high/low range) and Automatic Limited-Slip Differential (Auto LSD)	S	S	S	S	S
Electronically controlled locking rear differential	P	P		S	
<b>BODY AND FRAME</b>					
Fully-boxed high-strength steel ladder frame	S	S	S	S	S
Ultra-high-strength steel cabin construction with aluminum hood, front door panels and rear door	S	S	S	S	S
Active aero front spoiler	S	S	S	S	S
Active grille shutters	S	S	S	S	S
<b>SUSPENSION</b>					
Independent double-wishbone front suspension; coil spring multi-link rear suspension	S	S	S	S	S
TRD sport-tuned suspension with Bilstein <sup>®30</sup> shocks	P				
TRD off-road suspension with Bilstein <sup>®30</sup> shocks	P	P			
TRD Pro off-road suspension with 2.5-in. FOX <sup>®34</sup> Internal Bypass coil-overs and rear remote-reservoir shocks, and TRD Pro front stabilizer bar				S	
Adaptive Variable Suspension (AVS) system			O		O
Load-leveling Rear Height Control Air Suspension			O		O
<b>STEERING</b>					
Electric Power Steering (EPS); power-assisted rack-and-pinion	S	S	S	S	S
<b>BRAKES</b>					
Power-assisted ventilated 13.9-in. front disc brakes with opposed dual-piston brake calipers; ventilated 13.6-in. rear disc brakes with single-piston calipers	S	S	S	S	S
Electric Parking Brake (EPB)	S	S	S	S	S
Electronically Controlled Braking (ECB) system	S	S	S	S	S
<b>FUEL TANK</b>					
22.5 gallons	S	S	S	S	S
<b>TOWING<sup>2</sup></b>					
Class-IV towing hitch receiver and wiring harness with 7-pin/4-pin connector <sup>2</sup>	S	S	S	S	S
Trailer-Sway Control (TSC) <sup>60</sup>	S	S	S	S	S
Integrated Trailer Brake Controller (ITBC) <sup>9</sup> with Multi-Information Display (MID) screen and trailer brake type, gain and manual trailer brake output controls	S	S	S	S	S
TOW/HAUL driving modes	S	S	S	S	S
Trailer Backup Guide system with Straight Path Assist (SPA) <sup>62</sup>	P	P	S	S	S
<b>OFF-HIGHWAY</b>					
Engine and body undercovers	S	S	S	S	S
Multi-Terrain Select (MTS), Crawl Control (CRAWL) <sup>6</sup> and Downhill Assist Control (DAC) <sup>32</sup>	P	P		S	
Multi-Terrain Monitor (MTM) <sup>31</sup> with selectable front, side and rear views	P	P		S	
TRD aluminum front skid plate				S	

# SEQUOIA SPECIFICATIONS

S = Standard O = Optional A = Available P = Available as part of a package

	SR5	Limited	Platinum	TRD Pro	Capstone
<b>WHEELS</b>					
18-in. styled-alloy wheels	S				
20-in. TRD Sport matte-black alloy wheels with TRD center caps	P				
20-in. dark-gray-painted and machined-finish alloy wheels		S			
18-in. TRD Off-Road black-painted and machined-finish alloy wheels	P	P			
20-in. machined-finish black alloy wheels			S		
18-in. TRD Pro matte-black forged-aluminum BBS <sup>933</sup> wheels with TRD center caps				S	
22-in. dark chrome and machined-finish alloy wheels					S
<b>TIRES</b>					
265/70R18 all-season tires	S				
265/60R20 all-season tires	P	S	S		
265/70R18 Michelin® LTX Trail all-terrain tires (TRD Off-Road Package)	P	P			
285/65R18 Falken <sup>649</sup> WILDPEAK all-terrain tires				S	
265/50R22 all-season tires					S
Spare — full-size mounted under body	S	S	S	S	S

## Dimensions

### EXTERIOR DIMENSIONS (in.)

Overall height	4x2: 74.5	4x2: 74.2	4x2: 74.2	77.7	4x2: 74.2
	4x4: 74.2	4x4: 74.6	4x4: 74.5		4x4: 74.5
Overall width	79.8	79.8	79.8	79.8	79.8

### OFF-HIGHWAY

Approach/departure angle	15/20	15/20	15/20	23/20	15/20
Minimum ground clearance (in.)	8.6	8.6	8.6	9.1	8.6

### INTERIOR DIMENSIONS (in.)

Head room with moonroof	39.2/38.4/35.6	39.2/38.4/35.6		39.2/38.4/35.6	
Head room with panoramic moonroof	39.3/37.5/35.6	39.3/37.5/35.6	39.3/37.5/35.6	39.3/37.5/35.6	39.3/37.5/35.6
Hip room	62.6/60.8/50.9	62.6/60.8/50.9	62.6/60.8/50.9	62.6/60.8/50.9	62.6/60.8/50.9
Leg room	41.2/39.2/28.1-33.7	41.2/39.2/28.1-33.7	41.2/39.2/28.1-33.7	41.2/39.2/28.1-33.7	41.2/39.2/28.1-33.7
Shoulder room	65/61.8/62.6	65/61.8/62.6	65/61.8/62.6	65/61.8/62.6	65/61.8/62.6
Seating capacity	8	8	7	7	7

### WEIGHTS/CAPACITIES

Base curb weight (lb.)	4x2: 5620	4x2: 5855	4x2: 5855	6150	4x2: 5890
	4x4: 6030	4x4: 6130	4x4: 6150		4x4: 6185
Gross Vehicle Weight Rating (GVWR) (lb.)	4x2: 7350	4x2: 7420	4x2: 7375	7585	4x2: 7375
	4x4: 7585	4x4: 7615	4x4: 7560		4x4: 7560

### MAX TOWING<sup>2</sup> (lb.)

4x2	9520	9300	9310		9280
4x4	9120	9020	9010	9020	8980

### MAX PAYLOAD<sup>42</sup> (lb.)

4x2	1730	1565	1520		1485
4x4	1555	1485	1410	1435	1375

## DISCLOSURES

1. Extra-cost color shown. 2. Before towing, confirm your vehicle and trailer are compatible, hooked up and loaded properly and that you have any necessary additional equipment. Do not exceed any Weight Ratings and follow all instructions in your *Owner's Manual*. The maximum you can tow depends on base curb weight plus the total weight of any cargo, occupants, and added vehicle equipment. "Added vehicle equipment" includes additional standard/optional equipment and accessories added by the manufacturer, dealers, and/or vehicle owners. The only way to be certain of your vehicle's exact curb weight is to weigh your vehicle without passengers or cargo. [Calculated with the new SAE J2807 method.] Installation of a tow hitch receiver or other accessories located near the rear bumper may require disabling or removing the kick sensor, and the sensor operation setting in your vehicle should be turned off. See *Owner's Manual* for limitations. 3. EPA-estimated 21 city/24 highway/22 combined mpg rating for 2023 Sequoia SR5, Limited, Platinum and Capstone 4x2; EPA-estimated 19 city/22 highway/20 combined mpg rating for 2023 Sequoia SR5, Limited, Platinum, TRD Pro and Capstone 4x4. Use for comparison purposes only. Your mileage will vary for many reasons, including your vehicle's condition and how/where you drive. See [www.fueleconomy.gov](http://www.fueleconomy.gov). 4. Integrated Trailer Brake Controller is an electronic system that operates in tandem with a trailer equipped with an electric braking system. It is designed to help the driver maintain trailer control by increasing or reducing trailer braking based on trailer weight. It is not a substitute for safe towing practices. Factors including speed, weather, road conditions and driver input can all affect trailer braking control. See *Owner's Manual* for additional limitations and details. 5. The Toyota Sequoia shown is designed to meet most off-road driving requirements, but off-roading is inherently dangerous and may result in vehicle damage. Toyota encourages responsible operation to help protect you, your vehicle and the environment. Seatbelts should be worn at all times. Do not allow passengers to ride in cargo area. 6. Crawl Control is designed for driving on difficult terrain at low speeds and assists the driver by controlling acceleration and braking, allowing the driver to focus on steering. See *Owner's Manual* for additional limitations and details. 7. Cargo and load capacity limited by weight and distribution. Always properly secure cargo and cargo area. 8. Connected Services depend on factors outside Toyota's control, including an operative telematics device, a cellular connection, GPS signal and the availability of a compatible wireless network, without which system functionality and availability may be limited or precluded, including access to response center and emergency support. Service may vary by vehicle and region. Apps and services subject to change at any time without notice. Requires app download/registration and subscription after trial (if applicable). Terms of Use apply. Data usage and charges may apply. See usage precautions and service limitations in *Owner's Manual* and <https://www.toyota.com/connected-services/> for additional limitations and details. To learn about Toyota's Connected Services data collection, use, sharing and retention practices, please visit <https://www.toyota.com/privacyvts/>. All trials begin on the original date of purchase or lease of a new vehicle, with the exception of Wi-Fi for which the trial begins at the time of activation. Paid subscription required after trial in order to continue accessing the respective services. Terms of Use apply. 9. Safety Connect® depends on factors outside of Toyota's control, including an operative telematics device, a cellular connection, GPS signal, and the availability of a compatible wireless network, without which system functionality and availability may be limited or precluded, including access to response center and emergency support. Stolen vehicle police report required to use Stolen Vehicle Locator. Automatic Collision Notification activates only in limited circumstances. Requires app download/registration and subscription after trial (if applicable). Service subject to change at any time without notice. Terms of Use apply. Service may vary by vehicle and region. See usage precautions and service limitations in *Owner's Manual* and at [toyota.com/connected-services/](https://www.toyota.com/connected-services/) for additional details. To learn about Toyota's Connected Services data collection, use, sharing and retention practices, please visit <https://www.toyota.com/privacyvts/>. The Safety Connect® trial period (if applicable) is at no extra cost and begins on the original date of purchase or lease of a new vehicle. Subscription required after trial to access the service. 10. Requires adequate cellular coverage and GPS signal strength. May not work in all areas. Service may vary by vehicle and region. See Toyota Dealer for details and exclusions. 11. Information provided is based on the last time data was collected from the vehicle and is not real-time data. Service Connect depends on factors outside of Toyota's control, including an operative telematics device, a cellular connection, GPS signal, and the availability of a compatible wireless network, without which system functionality and availability may be limited or precluded. Service may vary by vehicle and region. Requires app download/registration and subscription after trial. Service subject to change at any time without notice. Terms of Use apply. Data charges may apply. See usage precautions and service limitations in *Owner's Manual* and at [toyota.com/connected-services/](https://www.toyota.com/connected-services/) for additional details. To learn about Toyota's Connected Services data collection, use, sharing and retention practices, please visit <https://www.toyota.com/privacyvts/>. Service Connect is not renewable as a stand-alone service and requires a subscription to any of Safety Connect®, Remote Connect or Drive Connect upon trial expiration. The Service Connect trial period is at no extra cost and begins on the original date of purchase or lease of a new vehicle. 12. Use only if aware of circumstances surrounding vehicle and it is legal and safe to do so (e.g., do not remotely start engine if vehicle is in an enclosed space or vehicle is occupied by a child). Remote Connect depends on factors outside of Toyota's control, including an operative telematics device, a cellular connection, GPS signal, and the availability of a compatible wireless network, without which system functionality and availability may be limited or precluded. Digital Key also requires Bluetooth® connectivity. Service may vary by vehicle and region. Requires app download and registration/subscription after trial (if applicable). Terms of Use apply. Data charges may apply. Remote start/stop not available on manual transmission-equipped vehicles. Services subject to change at any time without notice. See usage precautions and service limitations in *Toyota Owner's Manual* and at <https://www.toyota.com/connected-services/> for additional details. To learn about Toyota's Connected Services data collection, use, sharing and retention practices, please visit <https://www.toyota.com/privacyvts/>. The Remote Connect trial period (if applicable) is at no extra cost and begins on the original date of purchase or lease of a new vehicle. Subscription required after trial to access the service. Terms of Use apply. 13. Eligible vehicle and wireless service required. Wi-Fi Connect depends on factors outside of Toyota's control, including an operative telematics device, a cellular connection, GPS signal, and the availability of a compatible wireless network, without which system functionality and availability may be limited or precluded. Wi-Fi Connect coverage and service not available everywhere. Valid in the contiguous U.S. and Alaska. Do not drive distracted. Go to [att.com/toyota](http://att.com/toyota) for terms and conditions. Data usage and charges apply. Up to 5 devices can be supported using in-vehicle connectivity. Apps and services subject to change at any time without notice. The Wi-Fi Connect trial begins at the time of enrollment and expires when 30 days or the earlier of 3 GB of data is used or the 1-month period ends. Subscription required after trial. Integrated Streaming requires separate subscriptions to third-party provider services. Terms of Use apply. 14. Drive Connect availability and accuracy depend on factors outside of Toyota's control, including an operative telematics device, a cellular connection, GPS signal, and the availability of a compatible wireless network, without which system functionality and availability may be limited or precluded. Services not available in every city or roadway. Services subject to change at any time without notice. Requires app download/registration and subscription required after trial (if applicable). Terms of Use apply. See *Owner's Manual* and <https://www.toyota.com/connected-services/> for additional limitations and details. To learn about Toyota's Connected Services data collection, use, sharing and retention practices, please visit <https://www.toyota.com/privacyvts/>. Cloud Navigation and Intelligent Assistant require a trial or subscription to Drive Connect. 15. Apps and services are subject to change at any time without notice. Data charges may apply. Apple CarPlay® functionality requires a compatible iPhone® connected wirelessly to the vehicle. Apple CarPlay® is a registered trademark of Apple Inc. 16. iPhone® is a registered trademark of Apple Inc. All rights reserved. 17. Apple Music and the Apple logo are trademarks of Apple Inc., registered in the U.S. and other countries. Requires Wi-Fi Connect subscription after trial (if applicable) and your own Apple Music account. 18. Android™ and Android Auto™ are trademarks of Google LLC. To wirelessly use Android Auto™ on your car display, you need a compatible Android™ smartphone with an active data plan. You can check which smartphones are compatible at [g.co/androidauto/requirements](http://g.co/androidauto/requirements). 19. Google is a trademark of Google LLC. 20. Amazon Music, and all related marks are trademarks of Amazon Technologies, Inc. or its affiliates. 21. Trial length and service availability may vary by model, model year or trim. Service will automatically stop at the end of your trial subscription period unless you decide to continue service. If you do not wish to enjoy your trial, you can cancel by calling the number below. All SiriusXM services require a subscription, each sold separately by SiriusXM after the trial period. **Service subject to the SiriusXM Customer Agreement and Privacy Policy; visit [www.siriusxm.com](http://www.siriusxm.com) to see complete terms and how to cancel which includes calling 1-866-635-2349.** Some services and features are subject to device capabilities and location availability. All fees, content and features are subject to change. SiriusXM, Pandora and all related logos are trademarks of Sirius XM Radio Inc. and its respective subsidiaries. 22. SiriusXM trial length and service availability may vary by model, model year or trim. 23. JBL® is a registered trademark of Harman International Industries, Inc. 24. Qi wireless charging may not be compatible with all mobile phones, MP3/WMA players and like models. When using the wireless charging system, avoid placing metal objects between the wireless charger and the mobile device when charging is active. Doing so may cause metal objects to become hot and could cause burns. 25. The Bluetooth® word mark and logos are registered trademarks owned by Bluetooth SIG, Inc., and any use of such marks by Toyota is under license. A compatible Bluetooth®-enabled phone must first be paired. Phone performance depends on software, coverage and carrier. 26. Dynamic Navigation depends on factors outside of Toyota's control, including an operative telematics device, a cellular connection, GPS signal, and the availability of a compatible wireless network, without which system functionality and availability may be limited or precluded. Services not available in every city or roadway. Use common sense when relying on information provided. Service may vary by vehicle and region. Registration is required. Subscription required after trial. Terms of Use apply. Data charges may apply. See *Owner's Manual* and <https://www.toyota.com/connected-services/> for additional limitations and details. To learn about Toyota's Connected Services data collection, use, sharing and retention practices, please visit <https://www.toyota.com/privacyvts/>. 27. HomeLink® and the HomeLink® house icon are registered trademarks of Genex Corporation. 28. The Panoramic View Monitor does not provide a comprehensive view of the area surrounding the vehicle. You should also look around outside your vehicle and use your mirrors to confirm surrounding clearance. Environmental conditions may limit effectiveness and view may become obscured. See *Owner's Manual* for additional limitations and details. 29. Installation of a tow hitch receiver or other accessories located near the rear bumper may require disabling or removing the kick sensor, and the sensor operation setting in your vehicle should be turned off. Water, weather, dirt, and other conditions also may cause the sensor to not operate properly or to operate unintentionally. See *Owner's Manual* for limitations. 30. Bilstein® is a registered trademark of ThyssenKrupp Bilstein GmbH FED REP GERMANY. 31. The Multi-Terrain Monitor view is limited and can be affected by environmental conditions. See *Owner's Manual* for additional limitations and details. 32. Downhill Assist Control is designed to help driver maintain vehicle control and speed on steep, downhill descents and is not a substitute for safe driving judgment and practices. Factors including speed, grade, surface conditions and driver input can affect the DAC's ability to prevent loss of control. See *Owner's Manual* for additional limitations and details. 33. BBS® is a registered trademark of BBS of America, Inc. 34. FOX is a registered trademark of FOX Factory, Inc. 35. Toyota Safety Sense™ effectiveness is dependent on many factors including road, weather and vehicle conditions. Drivers are responsible for their own safe driving. Always pay attention to your surroundings and drive safely. See *Owner's Manual* for additional limitations and details. 36. The Pre-Collision System (PCS) with Pedestrian Detection (PD) is designed to determine if impact is imminent and help reduce impact speed and damage in certain frontal collisions involving a vehicle or a pedestrian. PCS w/PD is not a substitute for safe and attentive driving. System effectiveness depends on many factors, such as speed, size and position of pedestrian and weather, light and road conditions. See *Owner's Manual* for additional limitations and details. 37. Full-Speed Range Dynamic Radar Cruise Control (DRCC) is designed to assist the driver and is not a substitute for safe and attentive driving practices. System effectiveness is dependent on many factors including road, weather and traffic conditions. See *Owner's Manual* for additional limitations and details. 38. Lane Departure Alert with Steering Assist is designed to read visible lane markers under certain conditions. It provides a visual and audible alert and slight steering force when lane departure is detected. It is not a collision-avoidance system or a substitute for safe and attentive driving. Effectiveness is dependent on many factors including road, weather and vehicle conditions.

## DISCLOSURES

See *Owner's Manual* for additional limitations and details. **39.** Automatic High Beams operate at speeds above 25 mph. Factors such as a dirty windshield, weather, lighting and terrain limit effectiveness, requiring the driver to manually operate the high beams. See *Owner's Manual* for additional limitations and details. **40.** Do not rely exclusively on Road Sign Assist (RSA). RSA is a driver support system that utilizes the vehicle's forward-facing camera and navigation system (when data is available) to recognize certain road signs and provide information to the driver via the multi-information display and/or Head-Up Display. Effectiveness is dependent on road, weather, vehicle and sign conditions. Use common sense when using RSA and do not drive distracted. See *Owner's Manual* for additional limitations and details. **41.** The Lane Tracing Assist (LTA) lane centering function is designed to read visible lane markers and detect other vehicles under certain conditions. It is only operational when DRCC is engaged. Not available on vehicles with manual transmissions. See *Owner's Manual* for additional limitations and details. **42.** Payload Capacity is the calculation of GVWR minus curb weight and should be used for comparison purposes only. The maximum amount of passenger and cargo weight your vehicle can carry is the Load Carrying Capacity indicated on the label(s) on the driver's doorjamb. **43.** SofTex® is a registered trademark of Toyota Motor Sales, U.S.A., Inc. **44.** Toyota strives to build vehicles to match customer interest and thus they typically are built with popular options and option packages. Not all options/packages are available separately and some may not be available in all regions of the country. See [toyota.com](http://toyota.com) for information about options/packages commonly available in your area. If you would prefer a vehicle without any or with different options, contact your dealer to check for current availability or the possibility of placing a special order. Color(s) depicted may vary based on multiple factors, including ambient lighting and the format in which it is being viewed (e.g., computer, mobile device or print). **45.** Do not rely exclusively on the Blind Spot Monitor. Always look over your shoulder and use your turn signal. There are limitations to the function, detection and range of the monitor. See *Owner's Manual* for additional limitations and details. **46.** Before towing, confirm Stop and Start Engine System is disengaged (V6 gas models only). **47.** Do not exceed 120V. See *Owner's Manual* for additional limitations and details. **48.** Rated for 12 volts/10 amps. See *Owner's Manual* for additional limitations and details. **49.** Falken is a registered trademark of Sumitomo Rubber Industries, Ltd. **50.** The backup camera does not provide a comprehensive view of the rear area of the vehicle and you should also look around the vehicle, using mirrors to confirm rearward clearance. Environmental conditions may limit effectiveness and view may become obscured. See *Owner's Manual* for additional limitations and details. **51.** This floor mat/floor liner was designed specifically for use in your model and model year vehicle and SHOULD NOT be used in any other vehicle. To avoid potential interference with pedal operation, each mat/liner must be secured with its fasteners. Do not install a floor mat/floor liner on top of an existing floor mat/floor liner. **52.** The Tire Pressure Monitor System alerts the driver when tire pressure is critically low. For optimal tire wear and performance, tire pressure should be checked regularly with a gauge; do not rely solely on the monitor system. See *Owner's Manual* for additional limitations and details. **53.** Airbag systems are Supplemental Restraint Systems and are designed to inflate only under certain conditions and in certain types of severe collisions. To decrease the risk of injury from an inflating airbag, always wear seatbelts and sit upright in the middle of the seat as far back as possible. Do not put objects in front of an airbag or around the seatback. Do not use a rearward-facing child seat in any front passenger seat. See *Owner's Manual* for additional limitations and details. **54.** Vehicle Stability Control is an electronic system designed to help the driver maintain vehicle control under adverse conditions. It is not a substitute for safe and attentive driving practices. Factors including speed, road conditions, weather and driver steering input can all affect whether VSC will be effective in preventing a loss of control. See *Owner's Manual* for additional limitations and details. **55.** Brake Assist is designed to help the driver take advantage of ABS and is not a substitute for safe driving practices. Braking effectiveness also depends on proper vehicle maintenance, tire and road conditions. See *Owner's Manual* for additional limitations and details. **56.** Smart Stop Technology® operates only in the event of certain contemporaneous brake and accelerator pedal applications. When engaged, the system will reduce power to help the brakes bring the vehicle to a stop. Factors including speed, road conditions and driver input can all impact stopping distance. Smart Stop Technology® is not a substitute for safe and attentive driving and does not guarantee instant stopping. See *Owner's Manual* for additional limitations and details. **57.** Do not rely exclusively on the Rear Cross-Traffic Alert system. Always look over your shoulder and use your mirrors to confirm rear clearance. There are limitations to the function, detection and range of the system. See *Owner's Manual* for additional limitations and details. **58.** Building and/or parking structures may limit system effectiveness. Stolen vehicle police report required to use Stolen Vehicle Locator. For additional assistance contact the Toyota Customer Experience Center at 1-800-331-4331. **59.** Active front headrests can help reduce the extent of whiplash in certain types of rear-end collisions. **60.** Trailer-Sway Control (TSC) is an electronic system designed to help the driver maintain vehicle control under adverse conditions. It is not a substitute for safe driving practices. Factors including speed, road conditions, weather and driver steering input can all affect whether TSC will be effective in preventing a loss of control. See *Owner's Manual* for additional limitations and details. **61.** At speeds of 9 mph or less, Front and Rear Parking Assist with Automatic Braking (PA w/AB) is designed to assist drivers in avoiding potential collisions with nearby static objects when the vehicle is in Drive or Reverse and approaching crossing vehicles when the vehicle is in Reverse. Do not overly rely on PA w/AB. Always look around outside the vehicle and use mirrors to confirm clearance. Certain vehicle and environmental factors, including an object or vehicle's shape, size and composition, may affect the system's effectiveness. See *Owner's Manual* for additional limitations and details. **62.** The backup camera does not provide a comprehensive view of the rear area of the vehicle/trailer, and you should look around the vehicle and use mirrors to confirm clearance. Additionally, when using Straight Path Assist, the driver is still responsible for safe operation as there are environmental conditions and design limitations to system performance. See *Owner's Manual* for limitations and details. **63.** Android is a trademark of Google LLC. **64.** Genuine Toyota Paint Protection Film by 3M™ is designed for specific sections of the vehicle most prone to chipping and may vary depending on vehicle model. Select applications may require an additional charge. Toyota Genuine Accessory Warranty only applies when installation is performed by a trained Toyota-approved installer. See Toyota dealer for details. **65.** Toyota app requires an active Remote Connect trial or subscription. **66.** Not all smartwatches are compatible with Remote Connect: Samsung Gear, Fitbit, Garmin are not compatible. **67.** Amazon, Alexa and related marks are trademarks of Amazon.com, Inc. or its affiliates. Certain functions require compatible smartphone and download of <https://www.toyota.com/connected-services/toyotaapp/>. Operability depends on network availability, a cellular connection and GPS signal. Services subject to change at any time without notice. Data charges may apply. To learn more, go to <https://www.toyota.com/audio-multimedia/>. To learn more about Toyota's Connected Services' data collection, use, sharing and retention practices, please visit <https://www.toyota.com/support/privacy-rights/>. **68.** Destination Assist depends on factors outside of Toyota's control, including an operative telematics device, a cellular connection, GPS signal, and the availability of a compatible wireless network, without which system functionality and availability may be limited or precluded. Use common sense when relying on this information. Service may vary by vehicle and region. Registration required. Subscription required after trial. Services subject to change at any time without notice. Terms of Use apply. Data charges may apply. See *Owner's Manual* and [toyota.com/connected-services](http://toyota.com/connected-services) for additional limitations and details. To learn about Toyota's Connected Services data collection, use, sharing and retention practices, please visit <https://www.toyota.com/privacyvts/>. **69.** Do not overload your vehicle. See *Owner's Manual* for weight limits and restrictions.

Toyota strives to build vehicles to match customer interest and thus they typically are built with popular options and option packages. Not all options/packages are available separately and some may not be available in all regions of the country. See [toyota.com](http://toyota.com) for information about options/packages commonly available in your area. If you would prefer a vehicle without any or with different options, contact your dealer to check for current availability or the possibility of placing a special order.

Color(s) depicted may vary based on multiple factors, including ambient lighting and the format in which it is being viewed (e.g., computer, mobile device or print).

Toyota Sequoia is designed to meet most off-road driving requirements. Abusive use may result in bodily harm or damage. Toyota encourages responsible operation to protect you, your vehicle and the environment. Seatbelts should be worn at all times. Please do not allow passengers to ride in the cargo area. Towing hitch receiver/ball mount kits are not intended to provide crash protection. For details on vehicle specifications, standard features and available equipment in your area, contact your Toyota dealer. A vehicle with particular equipment may not be available at the dealership. Ask your Toyota dealer to help locate a specifically equipped vehicle.

All information presented herein is based on data available at the time of posting, is subject to change without notice and pertains specifically to mainland U.S.A. vehicles only. Vehicles shown may be prototypes, shown using visual effects and/or shown with options. Actual models may vary.



For Toyota Mobility program details, go to [www.toyota.com/mobility](http://www.toyota.com/mobility) or call the Toyota Brand Engagement Center at 1-800-331-4331